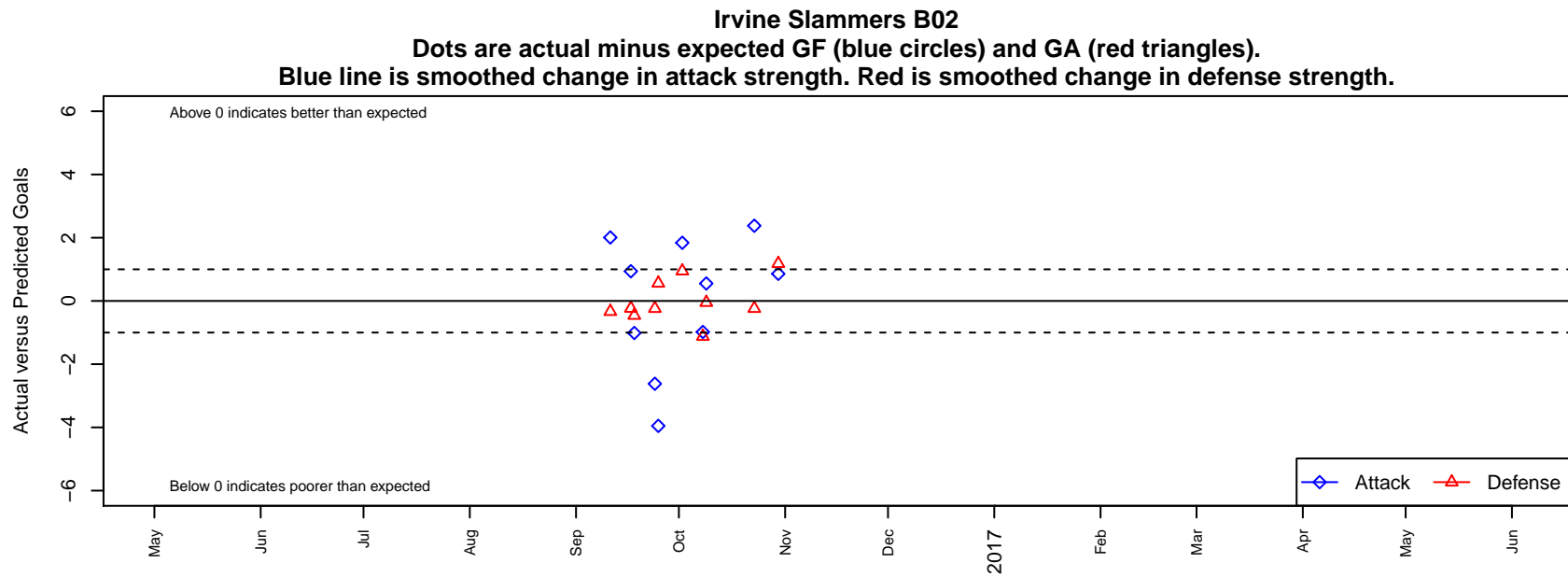


## Irvine Slammers B02

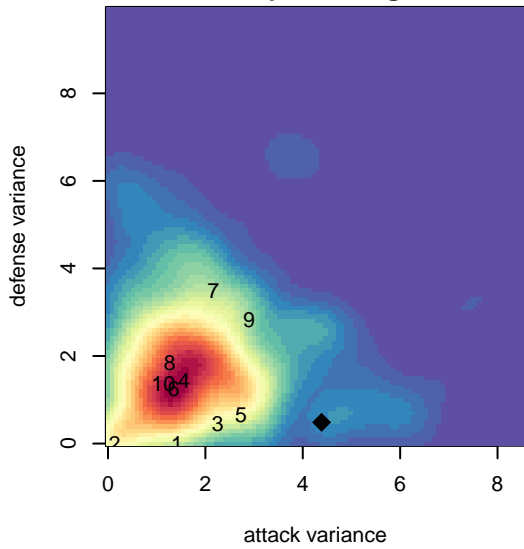
, CAS  
 B02 total strength=1604  
 attack=22.11 defense=11.87  
 fall league = SCDL FI1 U15  
 notes= Gamble 2016

alt names used:  
 Irvine Slammers FC B02 PREMIER Gamble\*\*

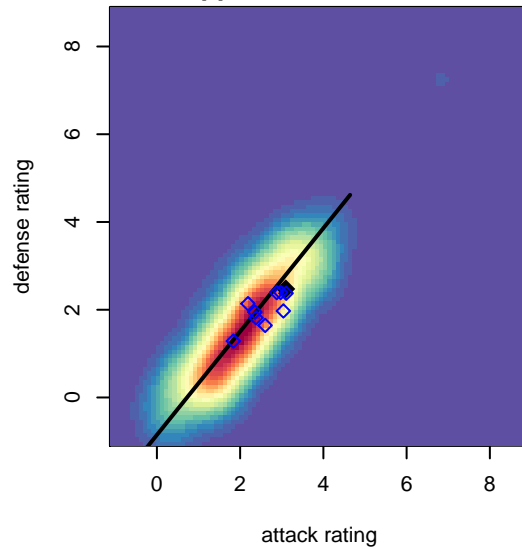
Venues played:  
 2016 SCDL FI1 U15



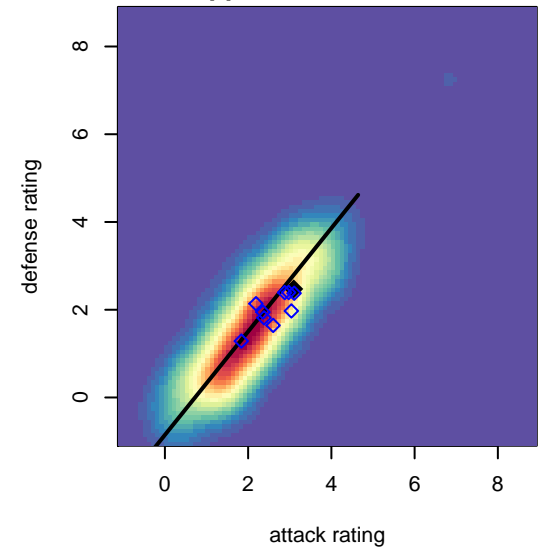
**attack and defense variance (black dot)  
relative to other teams  
and top 10 in region**



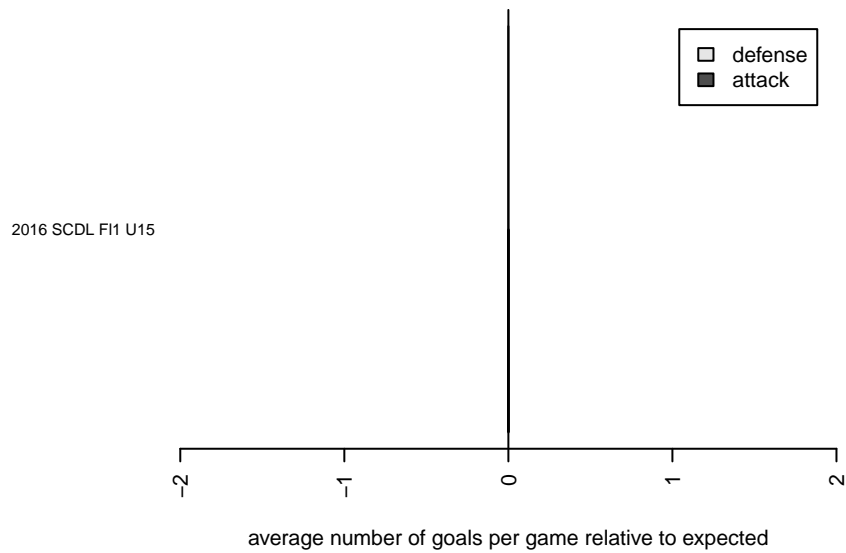
**attack and defense rating  
relative to others at age  
and all opponents in last 13 months**



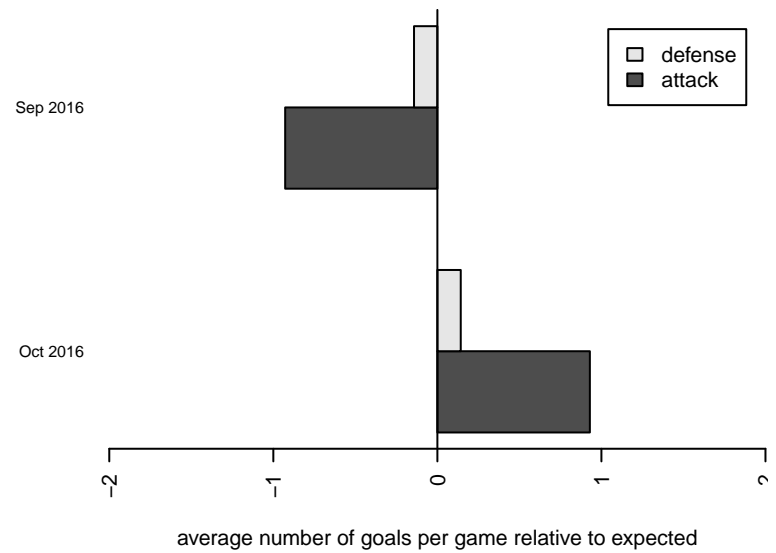
**attack and defense rating  
relative to others at age  
and all opponents in last 13 months**



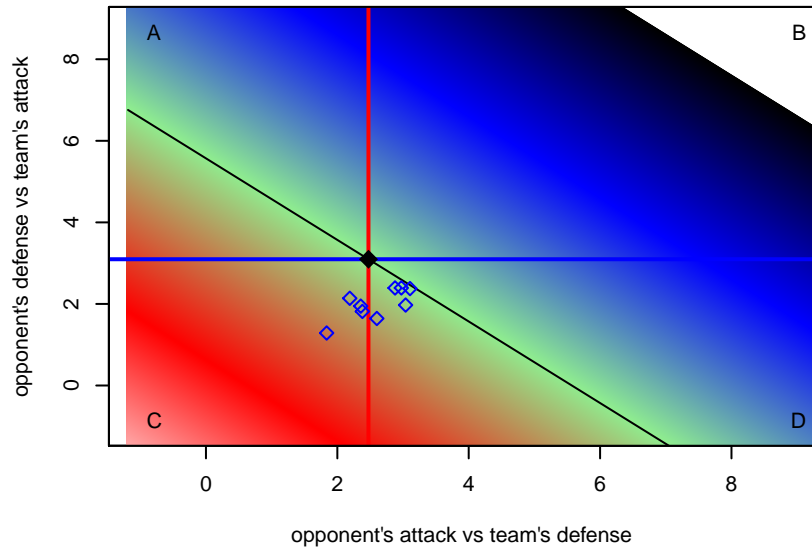
**Performance relative to 13 month average**



**Performance relative to 13 month average**



Distribution of opponents  
 Red = Lose zone, Blue = Win zone, Green = Even  
 Black line separates win/lose zones



lot. A=Neither has attack advantage, B=Opponent has both attack and defense advantage, C=Opponent has both attack and defense disadvantage, D=Both have

<b>date</b>	<b>home</b>		<b>away</b>		<b>venue</b>	<b>pred.home</b>	<b>pred.away</b>
2016-10-30	Irvine Slammers B02	5	Pateadores Irvine B02	0	2016 SCDL F11 U15	4.14	1.18
2016-10-23	Del Mar Sharks White B02	1	Irvine Slammers B02	5	2016 SCDL F11 U15	0.76	2.62
2016-10-09	Irvine Slammers B02	4	Pateadores PYL Blue B02	1	2016 SCDL F11 U15	3.45	0.95
2016-10-08	Strikers FC Irvine B02	3	Irvine Slammers B02	1	2016 SCDL F11 U15	1.88	1.98
2016-10-02	Irvine Slammers B02	5	San Diego SC Academy Navy B02	0	2016 SCDL F11 U15	3.16	0.95
2016-09-25	Irvine Slammers B02	2	Pateadores Huntington Beach Blue B02	0	2016 SCDL F11 U15	5.95	0.56
2016-09-24	Del Mar Sharks White B02	1	Irvine Slammers B02	0	2016 SCDL F11 U15	0.76	2.62
2016-09-18	San Diego Surf SC Academy Select B02	2	Irvine Slammers B02	1	2016 SCDL F11 U15	1.54	2.01
2016-09-17	Strikers FC Mission Viego B02	2	Irvine Slammers B02	4	2016 SCDL F11 U15	1.76	3.06
2016-09-11	Irvine Slammers B02	4	Laguna United Blue B02	2	2016 SCDL F11 U15	1.99	1.66